

FAFSA as a Graduation Requirement

Perris Union High School District

bit.ly/3t3kTfJ

SHARE, LEARN
— AND —
C  **NNECT**

Rank by population

1	New York, N.Y./Newark-Jersey City, N.J.	20.1 million
2	Los Angeles-Long Beach-Anaheim, Calif.	13.3 million
3	Chicago-Naperville-Elgin, Ill.	9.6 million
4	Dallas-Fort Worth-Arlington, Texas	7.0 million
5	Houston-The Woodlands-Sugar Land, Texas	6.5 million
6	Philadelphia, Pa./Camden, N.J./Wilmington, Del.	6.1 million
7	Washington, D.C./Arlington-Alexandria, Va.	6.0 million
8	Miami-Fort Lauderdale-West Palm Beach, Fla.	5.9 million
9	Atlanta-Sandy Springs-Roswell, Ga.	5.6 million
10	Boston-Cambridge-Newton, Mass.	4.7 million
11	San Francisco-Oakland-Hayward, Calif.	4.6 million
12	Phoenix-Mesa-Scottsdale, Ariz.	4.5 million
13	Riverside-San Bernardino-Ontario, Calif.	4.4 million
14	Detroit-Warren-Dearborn, Mich.	4.3 million
15	Seattle-Tacoma-Bellevue, Wash.	3.7 million
16	Minneapolis-St. Paul-Bloomington, Minn.	3.5 million
17	San Diego-Carlsbad, Calif.	3.3 million
18	Tampa-St. Petersburg-Clearwater, Fla.	2.9 million
19	St. Louis, Mo.	2.8 million
20	Baltimore-Columbia-Towson, Md.	2.8 million
21	Denver-Aurora-Lakewood, Colo.	2.8 million
22	Charlotte-Concord-Gastonia, N.C.	2.4 million
23	Pittsburgh, Pa.	2.4 million
24	Portland-Hillsboro, Ore./Vancouver, Wash.	2.3 million
25	San Antonio-New Braunfels, Texas	2.3 million

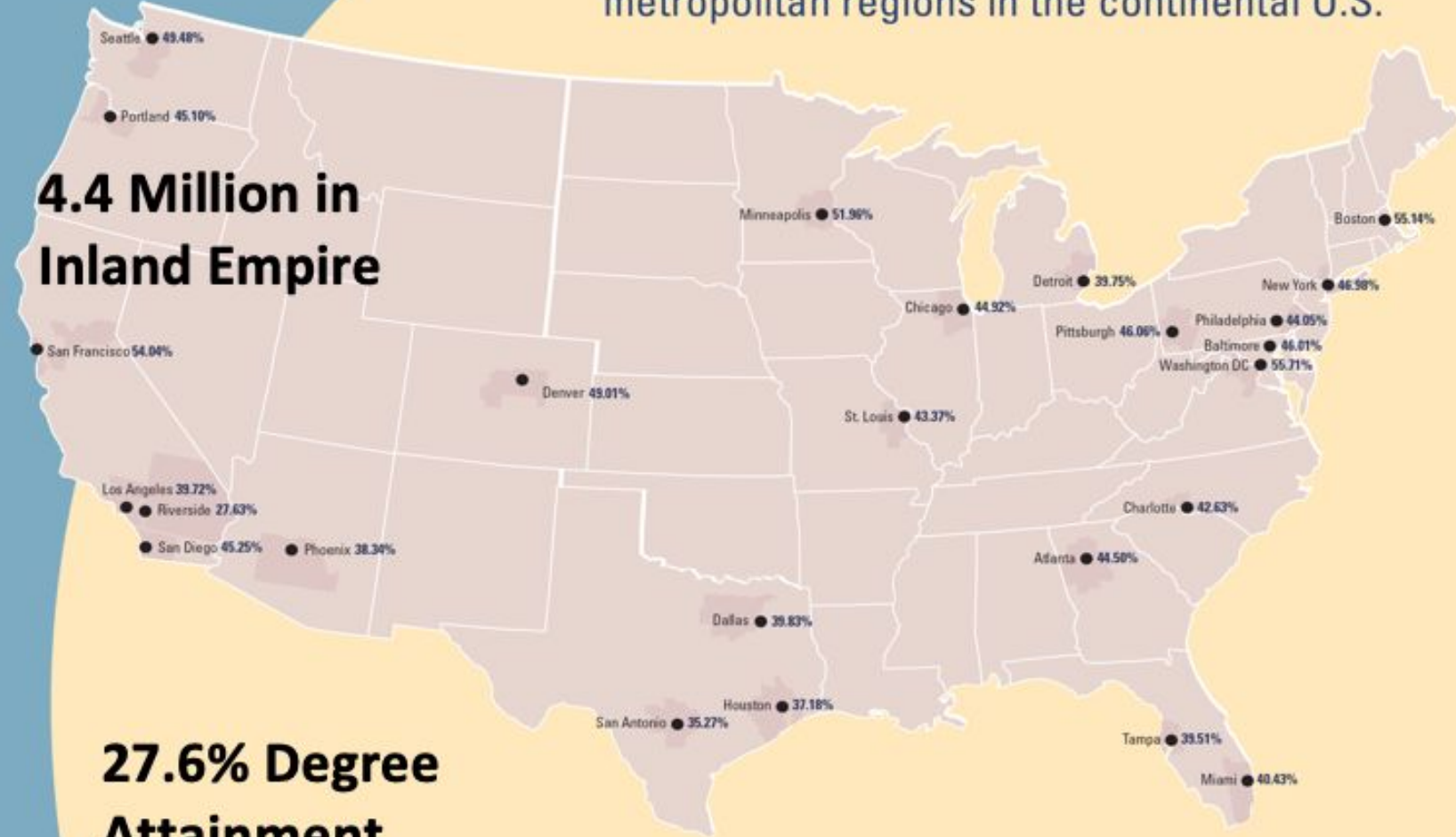
Rank by degree attainment

1	Washington, D.C./Arlington-Alexandria, Va.	55.71%
2	Boston-Cambridge-Newton, Mass.	55.14%
3	San Francisco-Oakland-Hayward, Calif.	54.04%
4	Minneapolis-St. Paul-Bloomington, Minn.	51.96%
5	Seattle-Tacoma-Bellevue, Wash.	49.48%
6	Denver-Aurora-Lakewood, Colo.	49.01%
7	New York, N.Y./Newark-Jersey City, N.J.	46.98%
8	Pittsburgh, Pa.	46.06%
9	Baltimore-Columbia-Towson, Md.	46.01%
10	San Diego-Carlsbad, Calif.	45.25%
11	Portland-Hillsboro, Ore./Vancouver, Wash.	45.10%
12	Chicago-Naperville-Elgin, Ill.	44.92%
13	Atlanta-Sandy Springs-Roswell, Ga.	44.50%
14	Philadelphia, Pa./Camden, N.J./Wilmington, Del.	44.05%
15	St. Louis, Mo.	43.37%
16	Charlotte-Concord-Gastonia, N.C.	42.63%
17	Miami-Fort Lauderdale-West Palm Beach, Fla.	40.43%
18	Dallas-Fort Worth-Arlington, Texas	39.83%
19	Detroit-Warren-Dearborn, Mich.	39.75%
20	Los Angeles-Long Beach-Anaheim, Calif.	39.72%
21	Tampa-St. Petersburg-Clearwater, Fla.	39.51%
22	Phoenix-Mesa-Scottsdale, Ariz.	38.34%
23	Houston-The Woodlands-Sugar Land, Texas	37.18%
24	San Antonio-New Braunfels, Texas	35.27%
25	Riverside-San Bernardino-Ontario, Calif.	27.63%

Degree attainment in the 25 most populous metropolitan regions in the continental U.S.

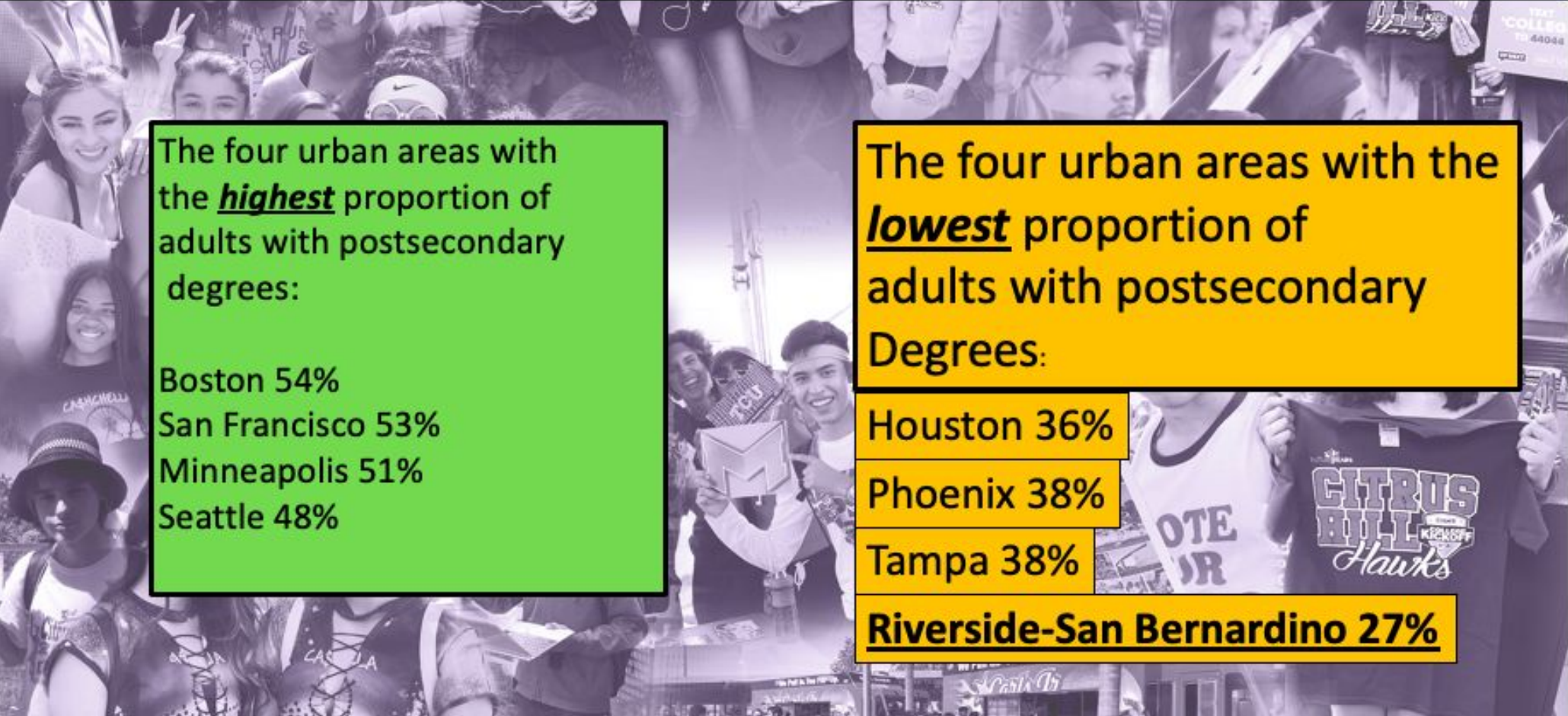
**4.4 Million in
Inland Empire**

**27.6% Degree
Attainment**



Note: This map denotes Metropolitan Statistical Areas (MSAs). The term MSA refers to a large population nucleus, together with adjacent communities having a high degree of social and economic integration with that core. MSAs comprise one or more entire counties, except in New England, where cities and towns are the basic geographic units. The federal Office of Management and Budget defines MSAs for purposes of collecting, tabulating and publishing federal data. These definitions result from applying published standards to Census Bureau data.

Why FAFSA/California Dream Act?

A collage of diverse students in various settings, including a group of young women smiling, a student holding a 'YOU' sign, and a student in a 'CITRUS HILL' jersey.

The four urban areas with the **highest** proportion of adults with postsecondary degrees:

Boston 54%
San Francisco 53%
Minneapolis 51%
Seattle 48%

The four urban areas with the **lowest** proportion of adults with postsecondary Degrees:

Houston 36%

Phoenix 38%

Tampa 38%

Riverside-San Bernardino 27%



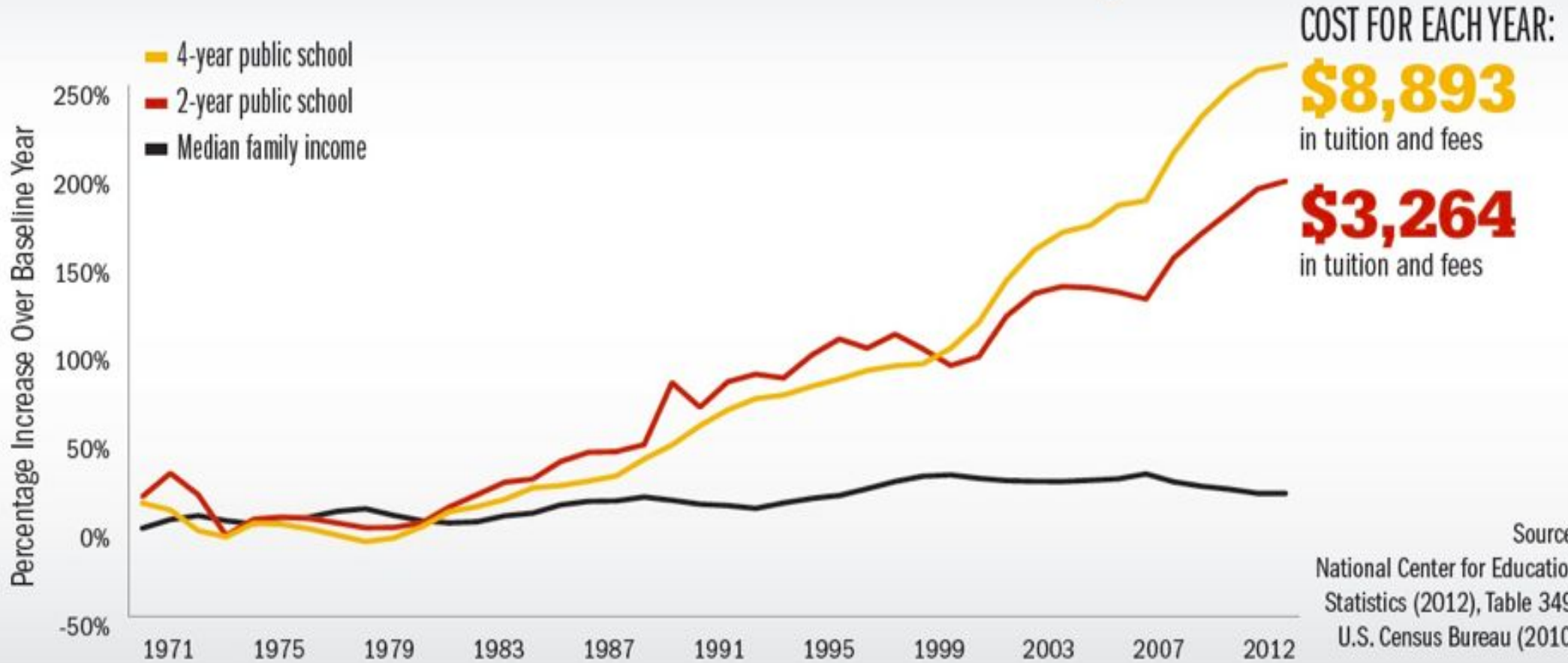
Conservative estimates show that in the State of California, **\$500,000,000** is never claimed as a result of qualified students **not submitting their FAFSA.**

- **Cost** is the reason most often cited by qualified students for choosing **not to go to college**, yet many students never apply for aid.
- More than **80%** of qualified students who do not enroll in college, cited that its **cost** and the need for financial aid was a **key barrier**.

Students who fill out a FAFSA have **72% higher odds** of persisting than their peers who do not file. **Lower income students have a 122% higher odds** of persisting than their low-income peers who do not file a FAFSA.

EdTrust

THEN AND NOW: Cost of tuition vs. median family income





CALIFORNIA DEPARTMENT OF EDUCATION

NEWS RELEASE

TOM TORLAKSON

State Superintendent
of Public Instruction

Release: #17-77
October 18, 2017

Contact: Robert Oakes
E-mail: communications@cde.ca.gov
Phone: 916-319-0818

State Schools Chief Tom Torlakson Encourages High School Seniors to Join the "Race to Submit" for College Financial Aid

SACRAMENTO— State Superintendent of Public Instruction Tom Torlakson today encouraged all California high school seniors to fill out applications for college financial aid and also to join the "Race to Submit," which aims to increase the number of students applying for college financial aid.

The California Student Aid Commission oversees the competition, which urges high school seniors and their families to fill out the federal Free Application for Federal Student Aid (FAFSA) and California Dream Act Application (CADAA).

"As a longtime runner, coach and high school teacher, I know an important race when I see one," Torlakson said. "Filling out these financial aid applications is the first step towards college success and helps students qualify for federal, state, and campus-based financial aid."

"The Race to Submit Campaign is a friendly competition to help more graduating high school seniors access the more than \$6 billion in free financial aid available in California," said Lupita Cortez Alcalá, Executive Director of the California Student Aid Commission (CSAC).

**Letter Sent to All
Superintendents
in California
Encouraging the
Adoption of Race
to Submit
Strategies**



IN CALIFORNIA AB 2015 WAS SIGNED BY GOVERNOR BROWN ON SEPTEMBER 19, 2018



Assembly Bill No. 2015

CHAPTER 533

An act to add Section 51225.8 to the Education Code, relating to pupil instruction.

[Approved by Governor September 19, 2018. Filed with Secretary of State September 19, 2018.]

LEGISLATIVE COUNSEL'S DIGEST

AB 2015, Reyes. Pupil instruction: information about completion of applications for student financial aid.

(1) Existing law establishes a system of public elementary and secondary schools pursuant to which local educational agencies, including school districts and charter schools throughout the state, provide instruction to pupils in kindergarten and grades 1 to 12, inclusive.

This bill would require, commencing with the 2020–21 school year, the governing board of a school district and the governing body of a charter school, as appropriate, to ensure that each of its pupils receives information on how to properly complete and submit the Free Application for Federal Student Aid (FAFSA) or the California Dream Act Application, as appropriate, at least once before the pupil enters grade 12. The bill would provide that the manner in which information is provided pursuant to the bill would be at the discretion of the governing board of the school district or the governing body of the charter school, as appropriate. The bill would specify several types of material that would be required to be provided under the bill. The bill would require the governing boards of school districts and the governing bodies of charter schools to ensure that a paper copy of the FAFSA or the California Dream Act Application is provided to a pupil upon the request of that pupil or upon request of a parent or guardian of that pupil. The bill would also require the governing boards of school districts and the governing bodies of charter schools to ensure that any information shared by parents, guardians, and pupils pursuant to the bill is handled according to applicable state and federal privacy laws and regulations.

Because the bill would impose new duties on school districts and charter schools, it would constitute a state-mandated local program.

(2) The California Constitution requires the state to reimburse local agencies and school districts for certain costs mandated by the state. Statutory provisions establish procedures for making that reimbursement.



This bill would require, commencing with the 2020–21 school year, the governing board of a school district and the governing body of a charter school, as appropriate, to ensure that each of its pupils receives information on how to properly complete and submit the Free Application for Federal Student Aid (FAFSA) or the California Dream Act Application, as appropriate, at least once before the pupil enters grade 12.

College Going Rates Riverside County


Class of:	Number of Students Enrolled in Fall after Graduation	Total Number of Additional Students from Baseline in 2013
2014	15,827	+761
2015	16,300	+1,234
2016	17,023	+1,957
2017	17,485	+2,419
2018	18,274	+3,208
2019	18,391	+3,325

Data Source: National Student Clearinghouse <https://www.studentclearinghouse.org/academy/>

Riverside County, California

#1 in Graduation Rate and Lowest Dropout Rate in California

- #1 in graduation rate among the 10 largest counties in California
- Among the state's largest counties, Riverside County is only county to achieve graduation rate above 90% (CA graduation rate is 84.5%)
- 90.1% of the students who started high school in 2015 in Riverside County (30,101 out of 33,422) graduated with their class in 2019
- #1 in lowest dropout rates among the 10 largest counties in California
- Among the state's largest counties, Riverside County is the only county to drive the dropout rate below 5% (CA drop out rate is 9%)



Missed Money Opportunities

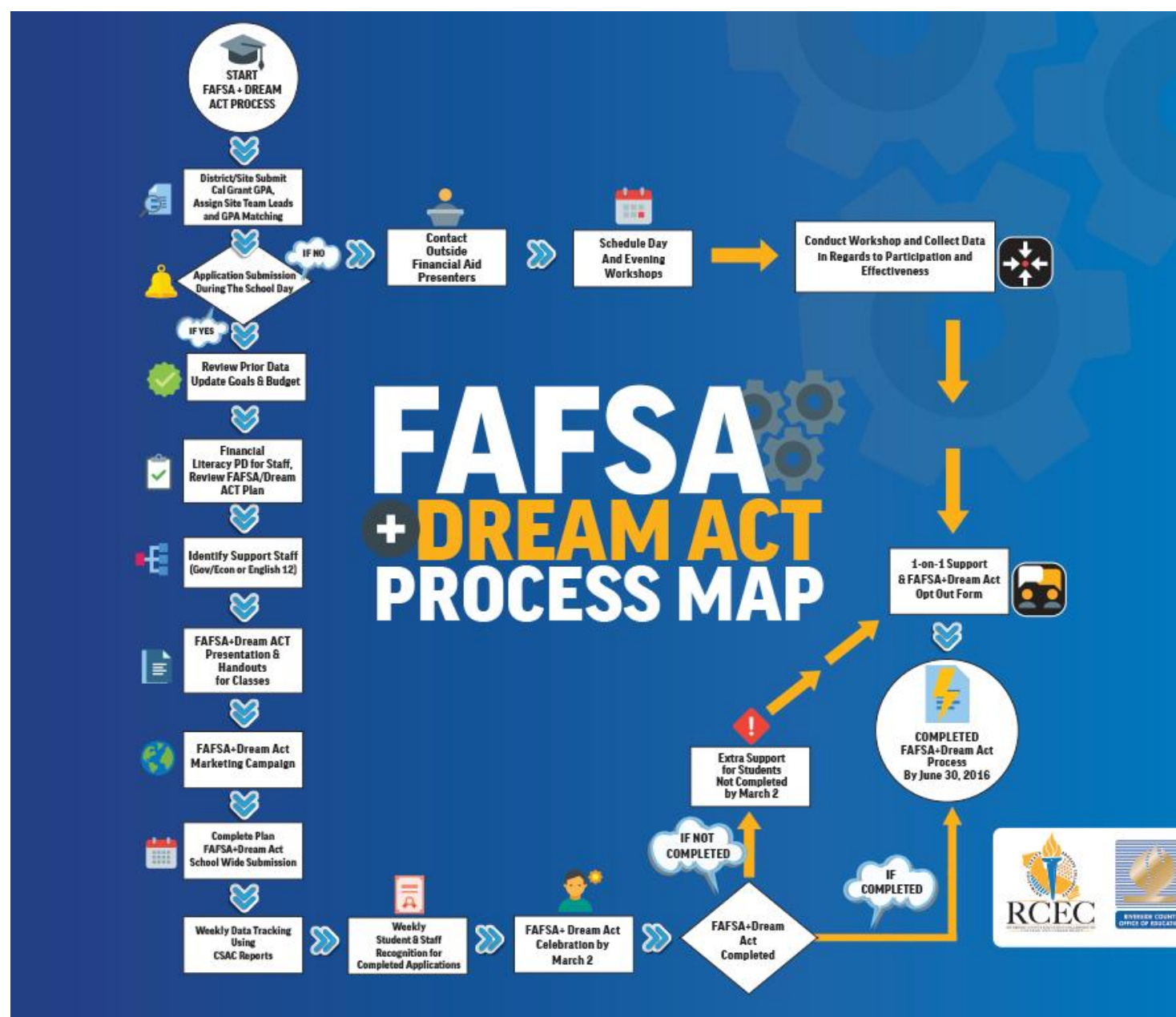
Cal Grant A	Cal Grant B	Pell Grant
Cal Grants are up to \$12,570 at a University of California campus, up to \$5,742 at a California State University campus, and up to \$9,084 at independent colleges has a GPA requirement. If you're applying using your high school GPA, you must have at least a 3.0 GPA	Provides a living allowance of up to \$1,672, in addition to tuition and fee assistance after the first year, as well as tuition and fees when renewed or awarded beyond your first year, you'll receive the living allowance as well as a tuition and fee award (up to \$12,570 at a UC campus, up to \$5,742 at a CSU campus and up to \$9,084 at independent colleges for 2018-2019) requires at least a 2.0 GPA	Federal Pell Grants usually are awarded only to undergraduate students who display exceptional financial need and have not earned a bachelor's, graduate, or professional degree. Amounts can change yearly. The maximum Federal Pell Grant award is \$6,195 for the 2019-20 award year
77 Students with a 3.0 or higher GPA did not fill out the FAFSA	279 Students with a 2.0 or higher GPA of did not fill out the FAFSA	210 Students that qualify for free or reduced lunch did not fill out the FAFSA
\$616,000	\$1,674,000	\$1,260,000

At Least \$3,550,000 of missed opportunity!

2020 College Kickoff Month



- Virtual webinars at all three levels on plans in Riverside County
- Support for virtual college fairs
- Career guest speakers support
- College application and FAFSA/CADAA completion support
- Continue personal statement support through Story 2 platform and bootcamps
- Over 300 K-12 schools are participating this year



FAFSA During the Pandemic

- **Google Meets/Zoom Presentations Available for Families**
- **One-on-One Virtual Meetings with Parents**
- **Flexible Meeting Times**
- **Privacy to Support Families in Breakout Rooms**
- **Weekly Newsletters**
- **On-going Support for Graduates**
- **Increased CADAA Application Submissions**
- **Overall FAFSA/CADAA Submissions are Similar to Class of 2020**
- **Families have Better Access to Presentations Online**
- **Google Phone Number text messaging**
- **Virtual Classroom Visits with Breakout Rooms**
- **Cal-SOAP support**
- **Virtual Cash for College**



FAFSA During the Pandemic

Link to:
[HHS Financial Aid Resource Page](#)



3 WAYS TO START YOUR FAFSA AND CREATING YOUR FSA ID

MyStudentAid App - Highly Recommended

We highly recommend you use the MyStudentAid App to create your FSA ID and to launch your FAFSA. Here is a link to an explanation video: <https://www.youtube.com/watch?v=1n0r7n2ck4>

Launching your FAFSA/CADAA through California Colleges

You can also launch your FAFSA/CADAA application through your student CCGI Account. You will be directed on how to create your FSA ID and continue on to the application. Here is a link to an explanation video: <https://www.youtube.com/watch?v=d0ExRUjxkA&feature=youtu.be>

Creating your FSA ID and Launching your FAFSA Directly

You can also create your FSA ID and start your FAFSA directly from the. Here is a link explaining how to create your FSA ID: <https://www.youtube.com/watch?v=yj1Pn-shze8&t=6s>

Creating your FSA ID Video

FAFSA/CADAA Support Open Google Meet

Starting on January 11th, the counselors will be providing FAFSA/CADAA Assistance Support. Here are the times: Monday: 1:25-2:15, Tuesday/Thursday: 10:00-10:50, 12:00-1:20, 2:30-3:10, Wednesday: 9:55-10:45, 10:55-11:45, Friday: 9:10-10:00, 12:00-2:00

Overview of Financial Aid

Use this link to access a Powerpoint Presentation about financial aid and paying for college. The second part of the presentation includes starting your FAFSA.

WHAT IS THE FAFSA?

FINANCIAL AID COLLEGE OR CAREER SCHOOL

California Dream Act

The California Dream Act Application (CADAA) is for undocumented students. The state of California will provide financial aid to students who meet the eligibility requirements. If you are eligible for the CADAA you will not fill out the FAFSA. Here is a link to more information and how to get started: <https://www.youtube.com/watch?v=emqA1CA5Y6>

La Solicitud de California Dream Act (CADAA) es para estudiantes indocumentados. El estado de California brindará ayuda financiera a los estudiantes que cumplan con los requisitos de elegibilidad. Si es elegible para la CADAA, no completará la FAFSA. Aquí hay un enlace para obtener más información y cómo comenzar: <https://www.youtube.com/watch?v=fa8jHMLB-uE>

Video sobre cómo llenar la solicitud CADAA en Español: <https://www.youtube.com/watch?v=fa8jHMLB-uE>

*Necesitará sus impuestos de 2019 para completar el formulario. Ignore la fecha de uso del video.

California Dream Act Application

FAFSA/CADAA WORKSHEET

Here is the information you need to complete your Free Application Federal Student Aid/California Dream Act Application. Please collect the information prior to starting your application.

- You will need the following information to complete FAFSA (citizen or documented citizen)
- www.fafsa.gov We recommend you use the app for your phone. It is easier to complete [myStudentAid App](#)
- Student Social Security Number: _____
 - Mother's Social Security Number: _____
 - Father's Social Security Number: _____
 - Mothers birth date: _____ Father's birth date: _____
 - Parents Marital Status: Dates of married/unmarried, never married, divorced/separated, widowed or unmarried and both parents living together Date: _____
 - If parents are not U.S. citizens; when did they move to California? Month/Year: _____
 - If you or your parents are NOT a U.S. citizen but a legal resident, Alien Registration Number (Permanent Resident Card or Green Card): _____
 - Student driver's license number if you have one: _____
 - 2019 Parent's Federal Income Tax Return (1040, 1040A) _____
 - 2019 Parent's W2's _____
 - Household size _____
 - Records of untaxed income, such as Social Security benefits, welfare benefits (e.g., food stamps), and veterans benefits, for yourself, and your parents; and information on savings, investments, and business and farm assets for yourself, and your parents if you are providing parent information.

*You do not have to release this information to HHS Counselors or Staff

You will need the following information for the CADAA (undocumented student)

- <https://dream.csac.ca.gov/>
- Mothers birth date: _____ Father's birth date: _____
 - Marital Status: Dates of married/unmarried, never married, divorced/separated, widowed or unmarried and both parents living together Date: _____
 - If parents are not U.S. citizens; when did they move to California? Month/Year: _____
 - Student driver's license number if you have one: _____
 - 2019 Parent's Federal Income Tax Return (1040, 1040A) _____
 - 2019 Parent's W2's _____
 - Records of untaxed income, such as Social Security benefits, welfare benefits (e.g., food stamps), and veterans benefits, for yourself, and your parents; and information on savings, investments, and business and farm assets for yourself, and your parents if you are providing parent information.
- *You do not have to release this information to HHS Counselors or Staff

Next Steps

FAFSA During the Pandemic

- **Weekly Data Check In**
 - **Access to Webgrants**
 - **Matching**
- **Senior Tracker**
- **Teams assigned to groups of students**
- **Step-by-Step PPT, Videos on Youtube**
- **Video Invite to Cash 4 College**
 - **<https://youtu.be/jletrckal-E>**
- **Live Classroom visit recorded-benefits to filing Fin Aid**
 - **<https://youtu.be/wDyd4u5ptzM>**



Cash 4 College


Hosting an Event

Hosting an Event Presentation



SCHOOL COUNSELOR
LEADERSHIP NETWORK
SUPPORTING STUDENTS

*Leading the Charge to
Empower All Students*



Understanding Your FAFSA

To provide a better understanding of what you may qualify for, we are providing an estimate of what funding sources may be available to you through financial aid provided by California and the Federal Government. The award you may qualify for is based on GPA and/or family income and need. The potential financial aid column is based on these qualifications to the best of our knowledge. This is only an estimate, not a guaranteed amount. The purpose of this estimate is for families to have a better understanding of what the FAFSA/CADAA can provide for post-secondary education opportunities.

Student Name: Tester, Teddy

Student Email: teddy.test@my.puhsd.org

Cal Grant GPA*: 3.1

**If you're in the 11th grade your CalGrant GPA is an estimate only.*

[Understanding your FAFSA Presentation](#)

[Understanding your FAFSA](#)

[Understanding your FAFSA Sample](#)

Submit by March 2, 2021!!	Potential Dollar Amount	Frequency	Potential Financial Aid (1 year)	Potential Financial Aid (4 years)
Funding Type				
Cal Grant A (3.0 or higher) CSU	\$5,742	Each Year	\$5,742	\$22,968
Cal Grant A (3.0 or higher) UC	\$12,570	Each Year	\$12,570	\$50,280
Cal Grant A (3.0 or higher) Private	\$9,084	Each Year	\$9,084	\$36,336
Cal Grant B (2.0 or higher) Community College or 4 year	\$1,672	Year 1 only	\$1,672	N/A
Cal Grant C (non GPA related) Community College (Accredited CTE) only	\$1,100	Multiple Years	\$1,100	May be used multiple years
Pell (need based)= \$6,195 (max based on income/need) (for citizens and eligible non citizens)	\$6195	Each Year	\$6,195	\$24,780
Total Financial Aid Potential Cal Grant/Pell (Add Cal Grant and Pell)				
Middle Class Scholarship (\$118,500-\$177,000) UC	\$5,028	Up to 4 years		
Middle Class Scholarship (\$118,500-\$177,000) CSU	\$2,298	Up to 4 years		
UC Blue and Gold Opportunity Plan	Amount varies	varies		
California State University Grant	Amount varies	varies		
Cal Fresh (Qualify for Free and Reduced Lunch) Up to	\$194	Each Month		
CHAFEE	\$5,000	Each Year		
Total Financial Aid Potential (Additional Aid plus Cal Grant and Pell)				



Dialing for Dollars



Julie Zierold @JulieZierold · 3/14/16
This was a great night! Building college culture one student at a time!



Mark LeNoir @mark_len... · 3/14/16
1 leadership team meeting, 2 hours, 597 families contacted for FAFSA completion. @puhsd @RCOE @MyCASC #racetosubmit



Perris Union High School Leadership Team contacting families about the importance of submitting the FAFSA

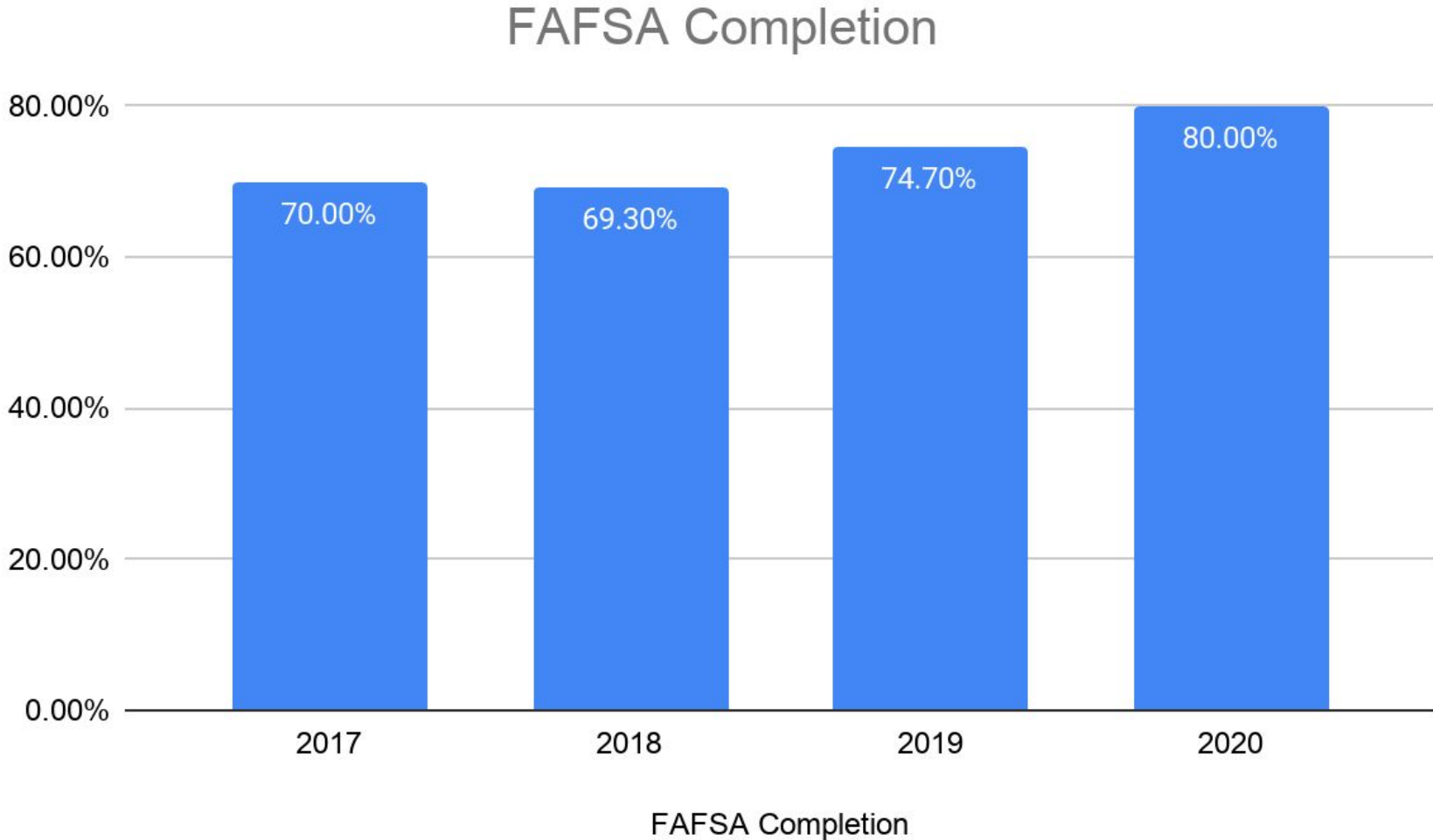
Dialing for Dollars Tools and Resources

March 2, 2021
Submission
Deadline for
Money Priority!



- [Debt Help FAFSA Info](#)
- [Why Submit the FAFSA](#)
- [FAFSA County Video](#)
- [FAQ FAFSA](#)
- District Team Assignments
- [Phone Script](#)

PUHSD FAFSA Data



PUHSD Race to Submit



Perris High School 2020 Statewide Recipient this year at the CA College Affordability Conference

FAFSA Celebrations during the Pandemic

FAFSA/CADAA Fiesta Information Video and Wheel of Names



District Events

FAFSA Submissions
College Signing Day
Kickoff to College





MSJC Eagle Day

College Signing Day





PERRIS UNION HS DISTRICT

Julie Zierold

Director of Curriculum and Instruction

julie.zierold@puhsd.org

Cheri Adame

Counselor, Heritage High School

cheri.adame@puhsd.org

Esperanza Solis

Counselor, Paloma Valley High School

esperanza.solis@puhsd.org