

UNIVERSITY
OF
CALIFORNIA

BOLDLY
CALIFORNIAN

University of California

Share, Learn, Connect

2019



UNIVERSITY
OF
CALIFORNIA

Campus highlights



UNIVERSITY
OF CALIFORNIA Undergraduate
Admissions

| 2

Top left:

UC launched a Student Housing Initiative in 2016 that could add up to 14,000 student beds by 2020. David Blackwell Hall is the newest residence hall at Berkeley and an example of this commitment to expanding affordable on campus housing for undergraduate students. Named for the first tenured African American professor at Berkeley, this hall will house 751 freshman.

UC Davis broke ground on a new residence hall to open Fall 2020. The first phase will house 1,000 students, but when the project is completed it will house 3,300 students.

Top Right:

UCSB is home to the Edible Campus Program which addresses local food insecurity by repurposing underutilized spaces for sustainable food production, turning waste into food, and engaging students as growers and producers. This is one example of the UC Global Food Initiative, aligning the university's research, outreach and operations in a sustained effort to develop, demonstrate and export food security solutions throughout the world.

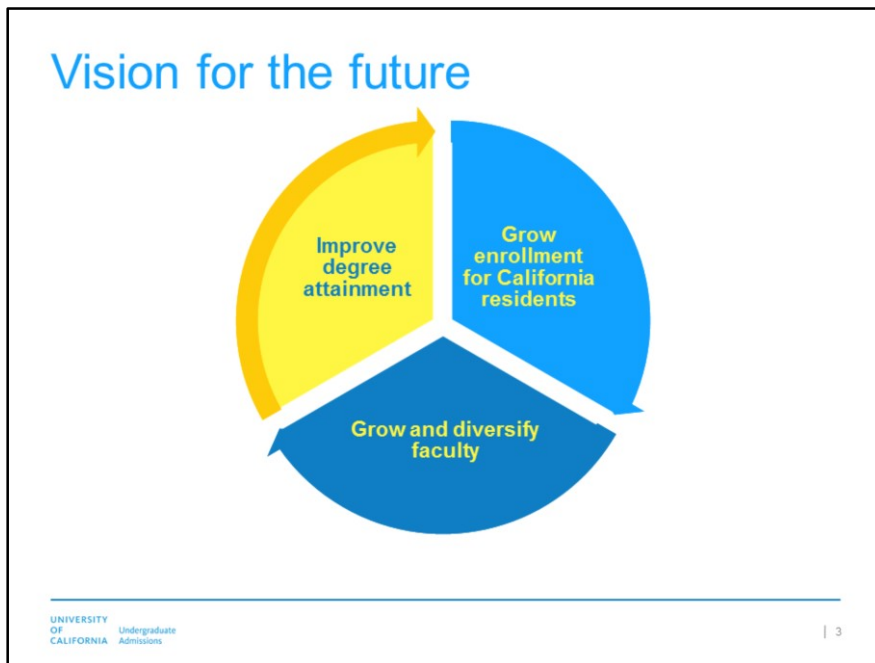
Bottom Right: The new and first of its kind active learning center at UCI. The Anteater Learning Pavilion features 65,000+ square feet of space dedicated to new learning technologies, collaborative projects, and interdisciplinary approaches.

Bottom Middle:

UC Merced was named the University of the Year by Education Dive. The annual award honors innovation and impact on the education industry. UCM is a national leader in admitting and graduating first-generation college students, Hispanic students and Pell grant recipients. Further, the campus is in the midst of a \$1.3 billion expansion which will double the size of the campus. It is also will require students entering in Fall 2019 to live on campus for two years.

Bottom Right:

UCSC launched a new hub for food security in 2018. The Cowell College Coffee Shop for the Peoples offers free coffee, prepared meals, a juicing station and pastries. They also run workshops about food preparation with a focus on healthy eating options.



For over 150 years UC has been an instrument of access and opportunity, an engine of economic mobility, and a driver of innovation.

In keeping with this tradition, UC’s vision is to improve degree attainment, grow enrollment for our California students, and ensure they receive stellar instruction from a diverse faculty.

Already a national leader in degree attainment with a 6 year graduation rate of 84.4% Improving degree attainment through **reducing time to degree** and **closing the degree attainment gap** between underrepresented students, low-income students and first generation students and other students will

- ✓ Increase the affordability of a UC education by reducing time to degree
- ✓ Expand equity in access
- ✓ Promote economic mobility for our students

By 2030, California will face a deficit of more than a million bachelor’s degree holders. To meet the workforce demands of the future, UC will meet its public service mission by expanding enrollment over the next decade. UC has already added more than 14,000 California resident undergraduate students in the last 4 years.

The UC system would like our faculty to reflect the state’s diversity. UC is making strategic efforts to hire more underrepresented and female faculty and is allocating up to \$7.1 million per year to support programs to improve faculty diversity.

President Napolitano also wants to strengthen the pipeline of graduate students entering academia. You might find it interesting that 25% of UC faculty are themselves UC alumni.

Sources: <https://www.universityofcalifornia.edu/press-room/uc-launches-major-push-increase-faculty-diversity>; http://www.opr.ca.gov/docs/20181226-Master_Plan_Report.pdf

UC is a place for all students



UNIVERSITY
OF
CALIFORNIA Undergraduate
Admissions

| 4

Your students belong at UC

On any of our nine undergraduate campuses, your students can find a welcoming community and join organizations where they feel at home.

As we expand California enrollment, we are making great efforts to ensure our campuses reflect the rich diversity of the state.

First Generation Students

More than 40 percent of UC students are among the first in their families on the path to earning a four-year college degree.

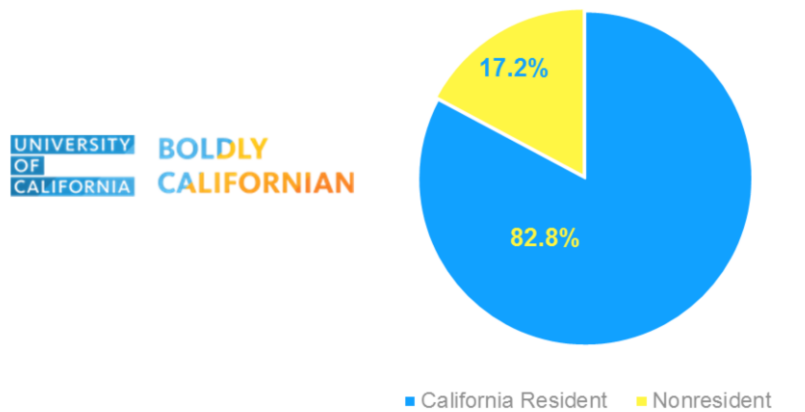
Undocumented Students

UC continues to take a leadership role in protecting DACA and other undocumented students across the state and nation.

Free Speech

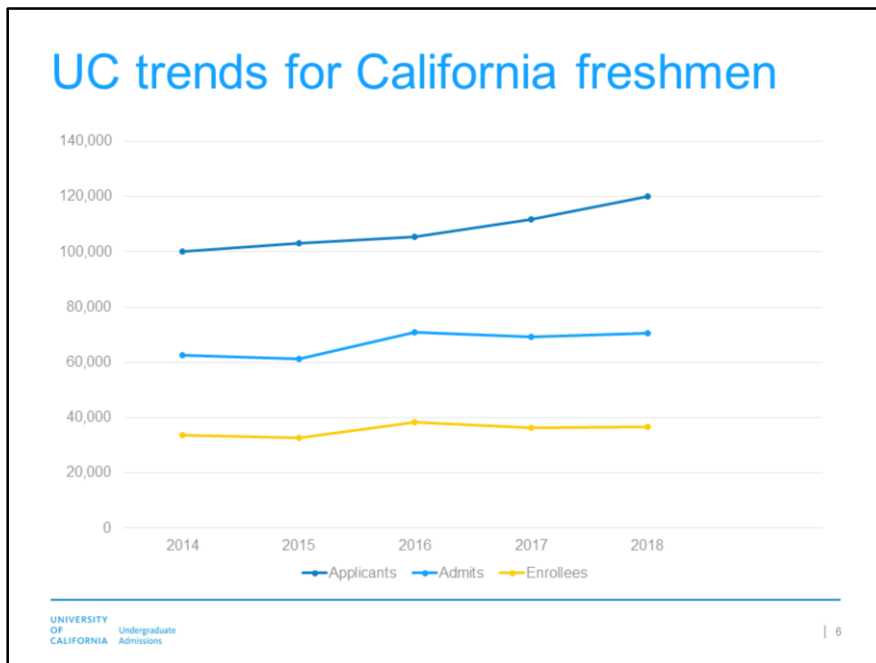
UC is boldly Californian with a long history of pioneering new research & best practices and free speech is no different. Recognizing issues of free speech on college campuses and encouraging discourse, UC has created The National Center for Free Speech & Civic Engagement and Fellowship Program.

UC undergraduate student residency



With the national and international recognition of UC excellence, some have contended that UC has high enrollments of out-of-state and international students. While we do attract students from every state and over 180 countries, UC is a public institution, and we remain committed to our California students.

82.8% of undergraduates are CA residents.

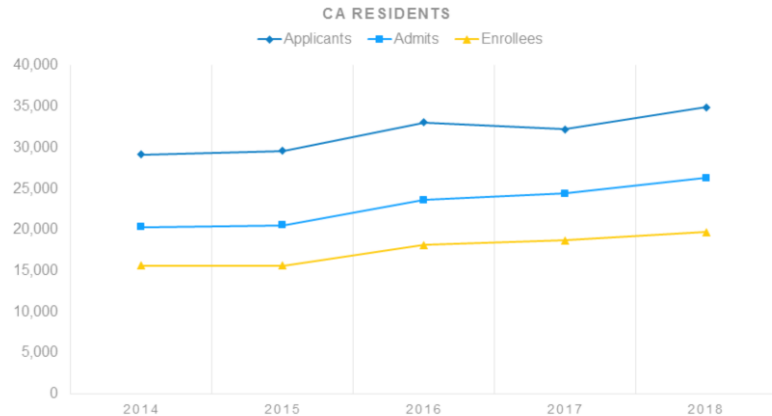


The data show that interest in the UC continues to grow, but our commitment to California students is stronger than ever.

Source: UCOP Admission Analytics report, cross reference: UC InfoCenter <https://www.universityofcalifornia.edu/infocenter/freshman-admissions-summary>.

	<u>Applicants</u>	<u>Admits</u>	<u>Enrollees</u>
2014	100,077	62,500	33,824
2015	103,259	61,181	32,630
2016	105,465	70,852	38,361
2017	111,857	69,154	36,306
2018	120,030	70,750	36,759

UC trends for California community college transfers



UNIVERSITY OF CALIFORNIA Undergraduate Admissions

| 7

The same trend applies to students transferring to UC from California community colleges. These numbers are only California residents. Our application numbers continue to rise, but we remain committed to California students.

Source: UCOP Admission Analytics report, cross reference: UC InfoCenter.

Note: These are California residents.

Source: <https://www.universityofcalifornia.edu/infocenter/transfer-admissions-summary>.

	<u>Applicants</u>	<u>Admits</u>	<u>Enrollees</u>
2014	29,169	20,346	15,654
2015	29,630	20,532	15,657
2016	33,083	23,615	18,132
2017	32,259	24,393	18,703
2018	34,933	26,319	19,738

Commitment to transfer students

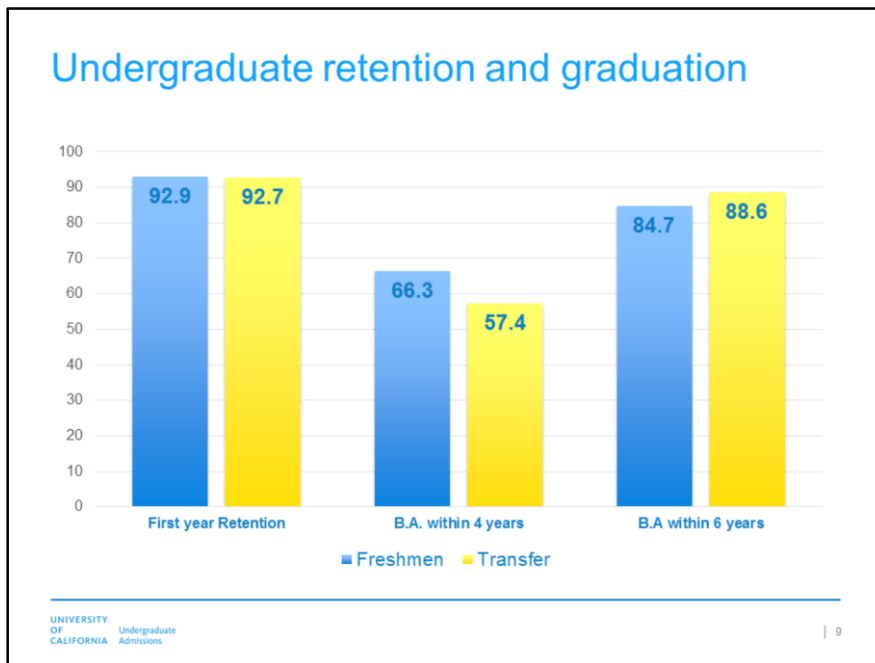


UNIVERSITY
OF
CALIFORNIA

| 8

5 of 9 campuses are in the top 10 national universities for transfer students

- Last fall, the admission rate for CCC transfers was over 70 percent.
- For students who haven't decided which UC campus to apply to, a simple way to keep options open is to follow one of the 21 Transfer Pathways:
<http://admission.universityofcalifornia.edu/transfer/preparation-paths/index.html>
- The Transfer Admission helps students track their progress from the time they enter a community college toward meeting UC's minimum requirements, and allows UC staff to communicate important information to prospective transfer students.: <https://uctap.universityofcalifornia.edu/counselors/>
- Students who apply for and meet the requirements of a Transfer Admission Guarantee (TAG) are guaranteed admission to one UC campus and the major to which they applied. The campuses offering TAG agreements are:
 - UC Davis UC Riverside
 - UC Irvine UC Santa Barbara
 - UC Merced UC Santa Cruz
- Our partnership with Umoja helps students achieve and succeed at UC:
<https://www.universityofcalifornia.edu/news/moreno-valley>



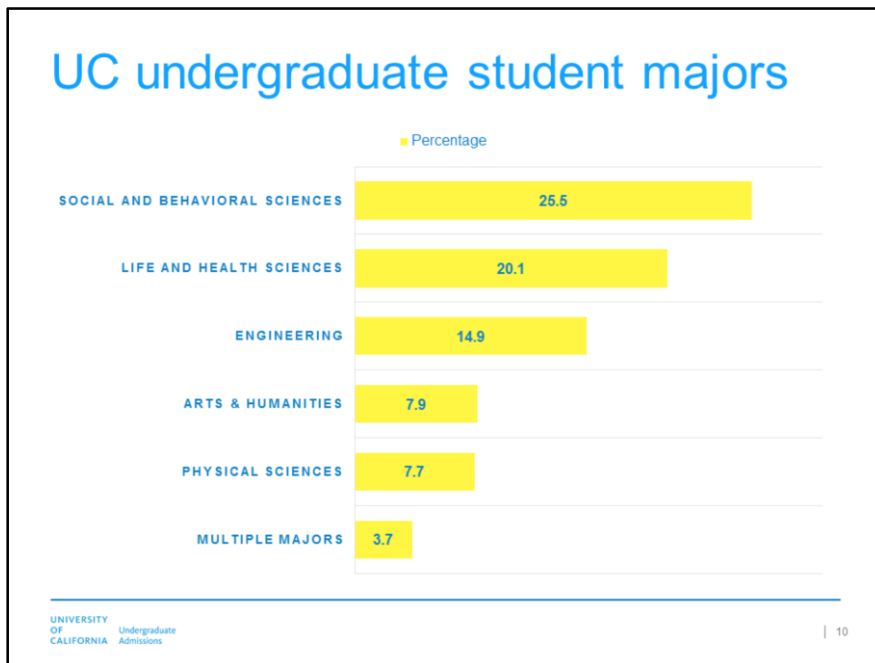
We want students to enroll, enjoy their educational experience and graduate in a timely manner. We are a national leader in retention and graduation rates.

Students are happy with their UC choice! 9 out of 10 students return for their second year at UC. This compares to a national average of 62%.

66.3% of Freshman finish their degree in 4 years. 57.4% of transfers graduate in two years after transfer.

Within 6 years (or 3 for transfer), more than 8 of 10 students have earned their degree. This is compared to a national average of 60% for freshman and 30% for transfers.

Source: UCOP Admission Analytics report, cross reference UC InfoCenter at <https://www.universityofcalifornia.edu/infocenter/ug-outcomes>.



UC is often thought of as the place for science majors. While we are known for our stellar science programs, most students do not major in the sciences.

You can see on this chart that most students major in the social and behavioral sciences.

Examples of popular majors in this category include interdisciplinary majors like Global Studies, Environmental Policy Analysis and Planning, and Management Science. Traditional majors like Sociology, Political Science, and Psychology continue to enroll many students

One interesting fact is that 3.7% of undergraduates at UC have more than 1 major. Remember that our 4-year graduation rate for freshman is 66 % and transfer graduation with 2 years is 57%. These include students with more than 1 major.

Source: UC InfoCenter at <https://www.universityofcalifornia.edu/infocenter/degrees-awarded-data>.

More affordable than you might think



- 56% of all CA residents receive aid covering 100% of their systemwide tuition and fees
- 38% of undergraduate students are Pell eligible
- Over \$2.4 million in grants and scholarships was awarded in 2017-2018

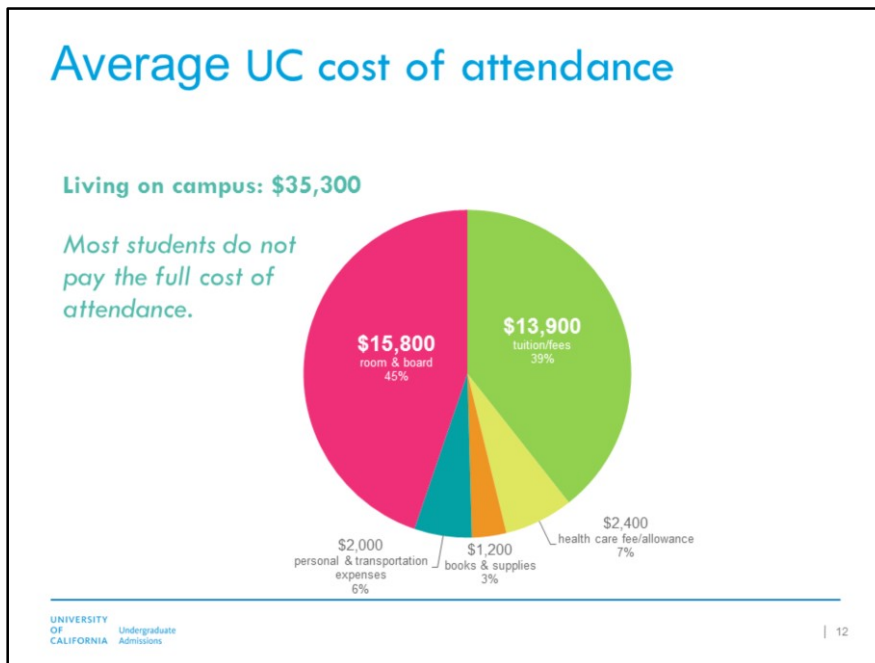
A UC education is more affordable than you might think.

Access and affordability are hallmarks of UC.

More than half of California students pay no system-wide tuition and fees because they receive scholarships and grants to cover it. More information on this will be seen on later slides in this presentation.

Supporting low-income students is a priority. 38% of undergraduate students are Pell-eligible, higher than our peer institutions including the University of Michigan, the University of Virginia and the University of Illinois – all public institutions. Source: <https://accountability.universityofcalifornia.edu/2018/chapters/chapter-2.html>

Gift aid dramatically reduces the net cost of attendance for lower-income students and provides substantial assistance to eligible middle-income students. Last year UC students received over \$2 million in gift aid. 72% of California students received gift aid. Source: https://www.ucop.edu/student-affairs/_files/2016-2017%20Annual%20Report.pdf.



The net cost of attendance for UC for California residents has remained stable or declined since 2011-2012.

Source: <https://accountability.universityofcalifornia.edu/2018/chapters/chapter-2.html>.

It is important to remember that undergraduate student budgets vary by factors such as residency status, campus and living arrangement (on campus, off campus, living with family).

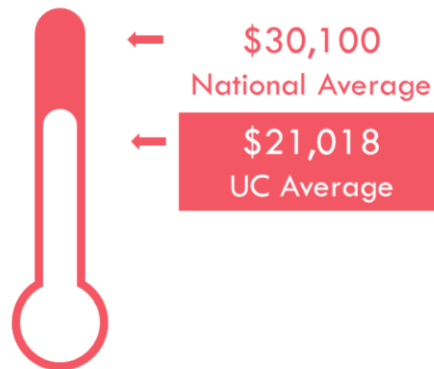
From 2016-2017 to 2017-2018 system-wide tuition and fees increased only \$336.

Source: <https://www.ucop.edu/student-affairs/files/2016-2017%20Annual%20Report.pdf>

Increases in system-wide tuition and fees generate additional funding for need-based grants from both the Cal Grant program and UC's own institutional aid program.

Source: <https://www.ucop.edu/student-affairs/files/2016-2017%20Annual%20Report.pdf>

Student loan debt at graduation: UC average vs national average



<https://accountability.universityofcalifornia.edu/2018/chapters/chapter-2.html>

UNIVERSITY
OF CALIFORNIA Undergraduate
Admissions

| 13

UC students on average graduate with less debt. Student loan debt is lower now than it was 15 years ago. Source:

<https://accountability.universityofcalifornia.edu/2018/chapters/chapter-2.html>


One of the reasons is our Blue & Gold Opportunity Plan. This program is for California residents that qualify for financial aid and whose total family income is less than \$80,000 per year. Eligible students will have their systemwide tuition and fees fully covered by scholarship or grant money. Additional scholarships and funds are available to help pay for books, for housing, and many other expenses to help you complete your education.

The Middle Class Scholarship (MCS) Program, formerly called the MCap Program, is based on state funding and supports middle class students in being able to afford a UC education. The goal of MCS is to cover up to 40% of UC systemwide tuition and fees for families with income and assets up to \$165,000 per year. MCS is for CA residents or students with AB 540 status.

Blue & Gold and MCS programs do not require a separate application. Financial aid offices use information from the FAFSA to award these grants.

Source: TICAS. National average excludes private, for-profit institutions

Resources for counselors



- Subscribe to UC's admission newsletter, *UC Counselors and Advisers Bulletin*:
<http://admission.universityofcalifornia.edu/counselors/resources/counselors-advisers-bulletin/index.html>
- A wealth of information:
www.universityofcalifornia/infocenter
- Latest UC News:
www.universityofcalifornia.edu
-

We appreciate your work and all you do to help students prepare and apply for college.

- To receive the latest information on Admission events, updates, reminders, resources, & tips, subscribe to UC's monthly *Counselors and Advisers Bulletin*. Past Bulletins are also archived on the UC Admissions website.
- Please visit www.universityofcalifornia/infocenter for extensive information on freshman and transfer applications, admissions, and enrollment. The InfoCenter provides summary data of admission outcomes in the aggregate and by school. The Information Center also includes information on student success indicators such as undergraduate retention and graduation rates for freshman and transfer students.
- The latest news on UC is available on the www.universityofcalifornia.edu . Information is available by campus, system-wide, and includes medical centers & labs.

Thank you!

